



Reaching Georgia's
Most Vulnerable Children
in the Hardest
to Reach Places



2025 STRATEGIC VISION

Dear child advocate,

When my wife and I first began fostering in 2012 and then adopted in 2014, we had no idea of the statewide need in Georgia. Over the past 10 years, I have been learning that most of what people believe about foster care is simply not true. My desire is to pull back the curtain just enough so you can see the need inside this dark world regarding what happens to children in our state. Thank you for your time, and I look forward to partnership with you to help Georgia's most vulnerable and most valuable resource, our children.

A voice for children,

Wayne Mangle


wayne@families4families.cc
(404) 313-3957

Our Impact in 2024

2024	
Reunification	76
Placements	186
Adoptions	40
Homes Opened	89
Denials	2,339
Since 2017	
Reunification	418
Placements	1,151
Adoptions	173
Homes Opened	444

*“For people who are looking to have an impact, at Families 4 Families, just know that your dollars are going to a place where **God is being glorified and lives are being changed.**”*

— Matthew White, F4F foster dad



10,934 children

in foster care in our state

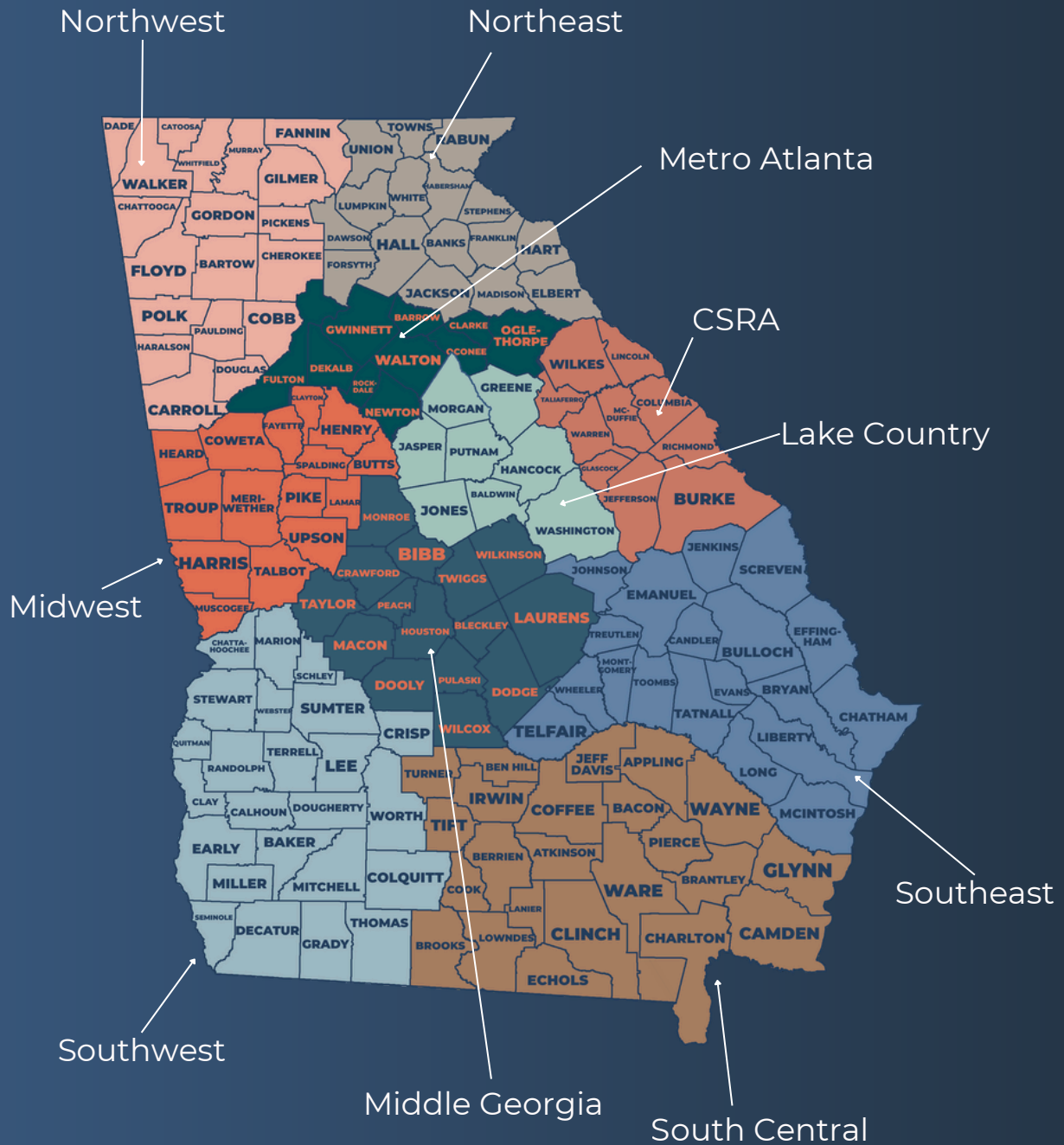


is the largest nonprofit Child Placing Agency in Georgia.

Office	Opened	Current Placements	Total Placements	Adoptions	Reunifications	Homes Opened
Metro Atlanta	2017	61	625	99	262	172
Middle Georgia	2018	3	71	12	21	27
Midwest	2019	27	105	16	38	59
Southeast	2020	49	106	12	34	60
CSRA	2021	31	79	6	20	31
Northeast	2022	34	117	25	39	60
Northwest	2023	13	34	3	4	22
Lake Country	2025	14	14	0	0	13
Totals		232	1,151	173	418	444

FAMILIES 4 FAMILIES

Our Field Offices





In the state of
Georgia

53
CPAs
(Child Placing Agencies)
in Georgia with
105
contracts

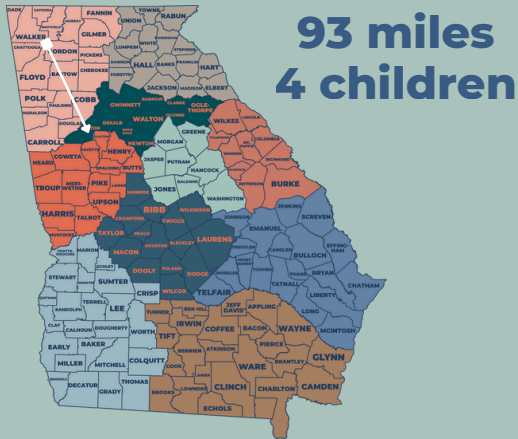
33
contracts
Fulton
DeKalb
Gwinnett

72
contracts
in the other
156
counties in
the state

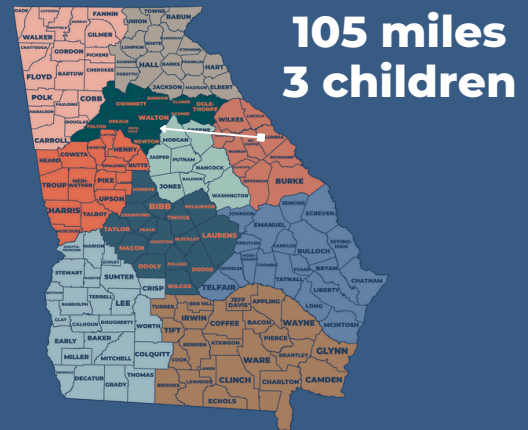
Office Location	# of Children in care all counties	Total Pop. of all Counties	# of CPAs	# in Care Per 10,000
Metro Atlanta	1,953	3,431,003	38	5.69
Southeast	659	771,021	8	8.55
Midwest	1,202	1,346,070	13	8.93
Northeast	926	932,702	3	9.93
Northwest	2,446	2,293,231	13	10.66
Middle Georgia	646	567,153	12	11.39
CSRA	577	459,125	5	12.57
Lake Country	296	182,627	1	16.21
Southwest	710	434,563	4	16.34
South Central	1,519	630,622	8	24.1
Total	10,934	11,048,117	105	12.44

FAMILIES 4 FAMILIES Travel Case Studies

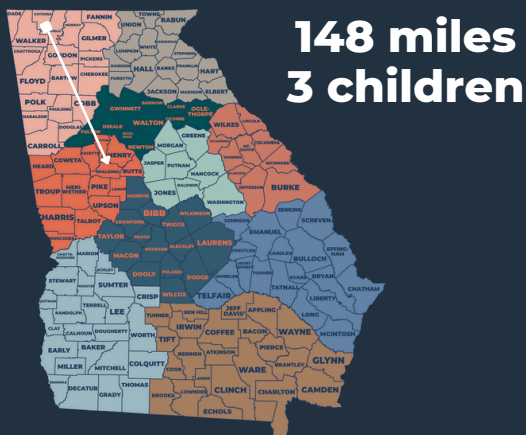
Walker county to
Fulton county



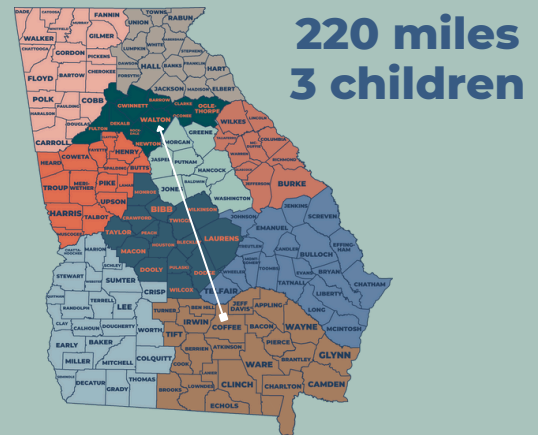
Columbia county to
Walton county



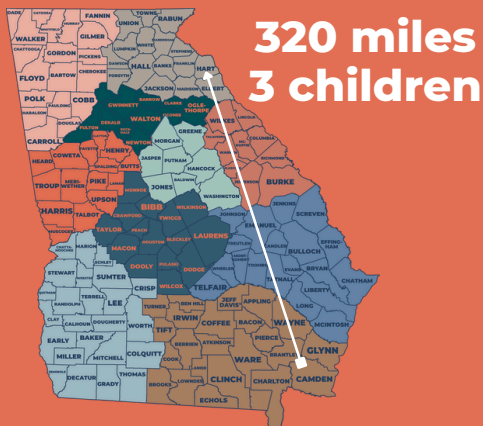
Catoosa county to
Spalding county



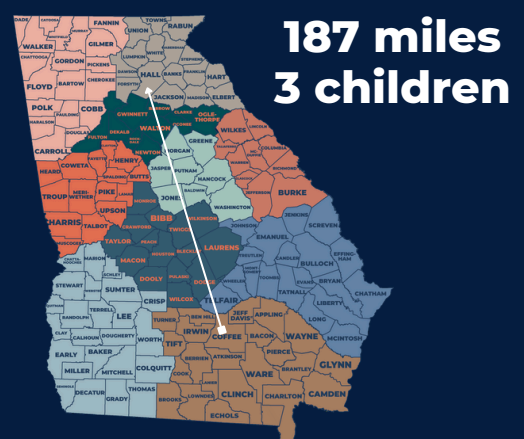
Coffee county to
Walton county



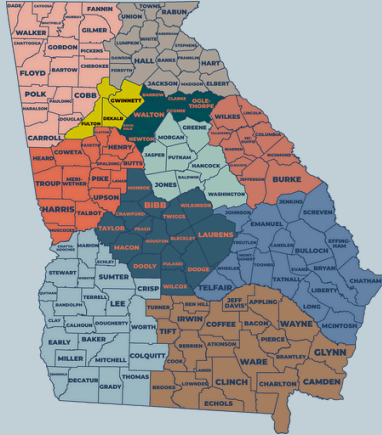
Camden county to
Hart county



Coffee county to
Hall county



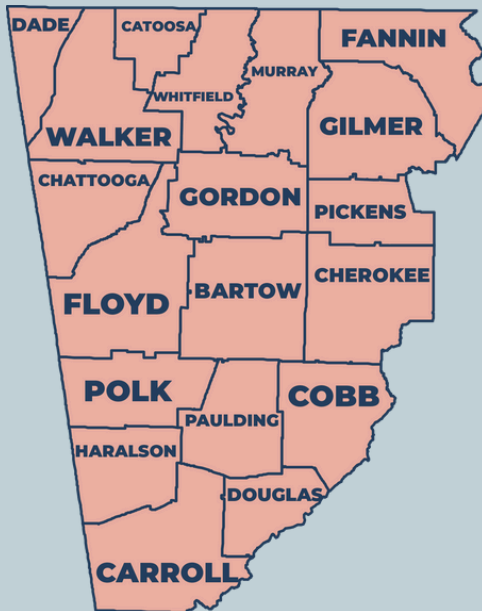
Gwinnett, Fulton and Dekalb



Total population
2,825,518

of Children in Care
1,468

Rates per 10,000
5.46



Northwest

Total population
2,293,231

of Children in Care
2,446

Rate per 10,000
10.66

Northeast

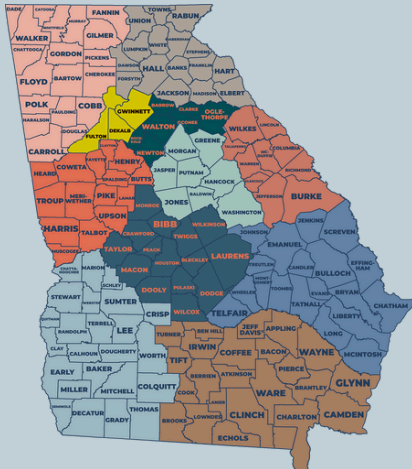
Total population
932,702

of Children in Care
926

Rate per 10,000
9.93



Gwinnett, Fulton and Dekalb



Total population
2,825,518

of Children in Care
1,468

Rates per 10,000
5.46



Metro Atlanta

Total population
3,431,003

of Children in Care
1,953

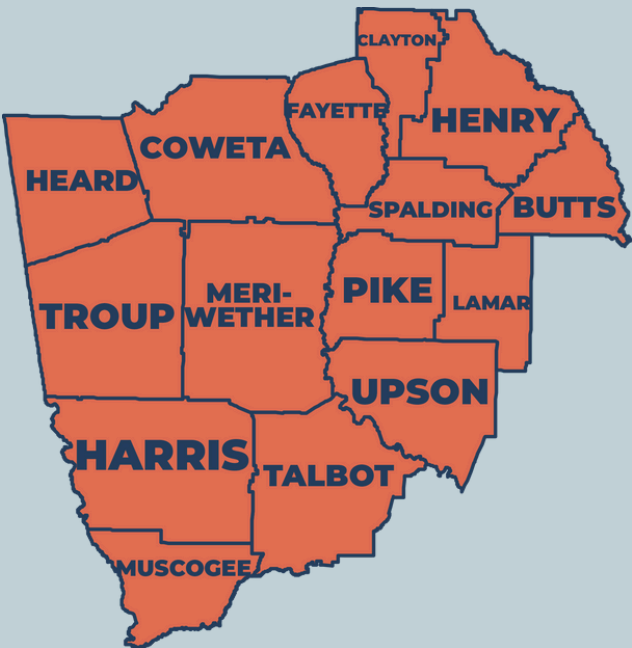
Rate per 10,000
5.69

Midwest

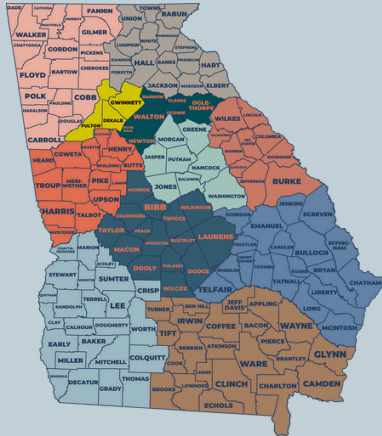
Total population
1,346,070

of Children in Care
1,202

Rate per 10,000
8.93



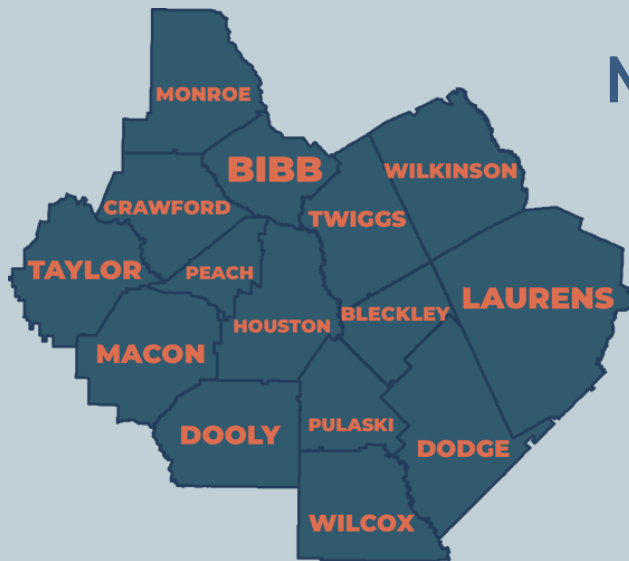
Gwinnett, Fulton and Dekalb



Total population
2,825,518

of Children in Care
1,468

Rates per 10,000
5.46



Middle Georgia

Total population
567,153

of Children in Care
646

Rate per 10,000
11.39

Southeast

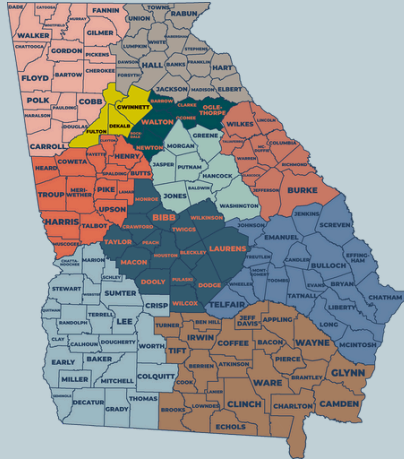
Total population
771,021

of Children in Care
659

Rate per 10,000
8.55



Gwinnett, Fulton and Dekalb



Total population
2,825,518

of Children in Care
1,468

Rates per 10,000
5.46



Lake Country

Total population
182,627

of Children in Care
296

Rate per 10,000
16.21

CSRA

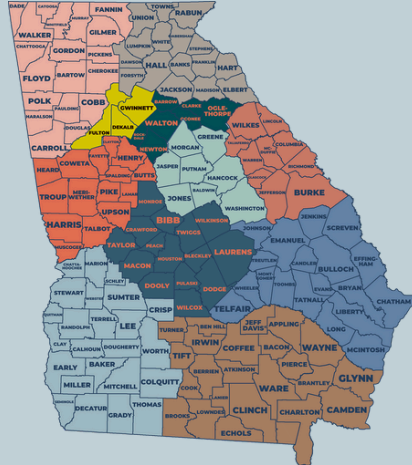
Total population
459,125

of Children in Care
577

Rate per 10,000
12.57



Gwinnett, Fulton and Dekalb



Total population
2,825,518

of Children in Care
1,468

Rates per 10,000
5.46



Southwest

Proposed office

Total population
434,563

of Children in Care
710

Rate per 10,000
16.34

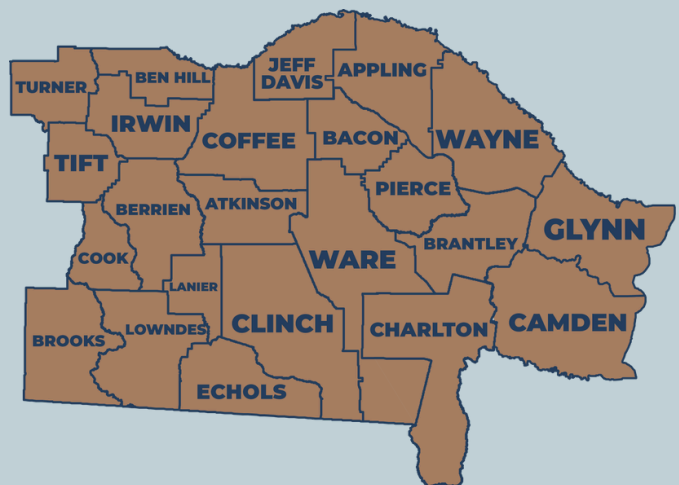
South Central

Proposed office

Total population
630,622

of Children in Care
1,519

Rate per 10,000
24.1





FAMILIES 4 FAMILIES

*Since we have begun opening more offices our children are about to **return home an average of 106 days sooner** saving the state over **\$1 million per year** and **decreasing the trauma** on children and families.*



A 2018 US DHHS report to Congress found that **75% of children placed within 20 miles** of their parents' residence were **reunified within 12 months**, compared to only 50% for those placed further away.



A study found that for **every additional mile of distance** between a child's placement and their parents, the **likelihood of a weekly visit decreased** by approximately 10%.



- Child loses all familiar surroundings
- Case manager travel time
- Child spending hours in the car for visits and court dates
- Transporter unavailable for visits
- Child misses school for visits and court dates

FAMILIES
4 FAMILIES

2025 Capital Project

Cagle Consulting &
Terminus Strategies
\$150,000

South Central Office
\$250,000

Southwest Office
\$250,000

TOTAL = \$650,000



FAMILIES
4 FAMILIES

2025 Fundraising Budget

100 new foster homes

x \$5,000 = \$500,000

250 children placed

x \$4,000 = \$1,000,000

TOTAL = \$1,500,000





families4families.cc